

DORA COMPLETE CONTROL

Document on how to fill in data in DORA ROI Complete Control.



Prepared for
HoC Dora Customers

Version: ITS 4.0

Prepared by
Kathrine Resch-Knudsen
House of Control

Copyright:

This document and its products are protected by the provisions of the Copyright Act. No part of this document may be reproduced in any form or by any means - graphic, electronic or mechanical, including photocopying, recording or any other form of storage and retrieval of information - without the written permission of the publisher. Products mentioned in this document may be trademarks and/or registered trademarks of their respective owners. The publisher and author make no claim to these trademarks.


While every precaution has been taken in the preparation of this document, the publisher and author assume no responsibility for errors or omissions, or for damages resulting from the use of any information contained in this document, or from the use of any software and source code that may accompany it. In no event shall the publisher and author be liable for any loss of profit or other commercial damage caused or alleged to be caused directly or indirectly by this document.

Information is intended for general information purposes only and does not constitute, and should not be relied upon as, **legal** or financial advice.

This documentation may refer to services, configurations and features that are not included in the solution. If you wish to obtain more information about this, please contact House of Control AS.

This document is a work in progress and the latest version always applies.

Høvik, May 13, 2025




REVISION

Version 2 **Date 15.05.2025**

Change type	Change type	Chapter.
In order to access DORA, it must be "turned on" by your CSM. For the companies in the group structure to have access to DORA, this must be activated on each company that will report on DORA.	Added	Organization
The Function ID (e.g. F1, F2...) is specific to each entity. → Mother and daughter can each have their own F1 for "customer control", as long as it is clear that it applies to different companies. If common DORA reporting at group level, the same function should have the same ID across the units. → Example: All user support functions in the group are reported as "F3"	Deleted The reporting entities themselves should have an idea of this	Function Identification
FAQ	Removed	FAQ

Version 3 **Date 24.06.2025**

Change type	Change type	Chapter
--------------------	--------------------	----------------



When DORA is selected above, the following fields in red below are mandatory order to save the information.

All fields are mandatory for the Steady State report (except for additional code and type)

The screenshot shows a form titled 'DORA' with a sub-header 'ICT third-party service provider'. It contains several fields, some of which are highlighted in red to indicate they are mandatory. The red highlights are on the 'Type of identification code*', 'Additional type of identification code', 'Type of person*', 'Country of headquarters', and 'Currency' fields. There are also red error messages like 'The field is required' next to some of these fields.

in

ID

Added

Partner

Company / Department	Status	People	Contract	Action
Company ASA	Active	7	5	[Edit] [Delete] [Refresh] [Print]
Company AB	Active	0	1	[Edit] [Delete] [Refresh] [Print]
Company AS	Active	1	5	[Edit] [Delete] [Refresh] [Print]

Added to

Organization

B_01.02.0090



This field must be filled in regardless.
If the answer is "NO", **you must still select YES** and fill in the date field with 31.12.9999.
The date field only appears when "YES" is selected.

Rewritten and added change

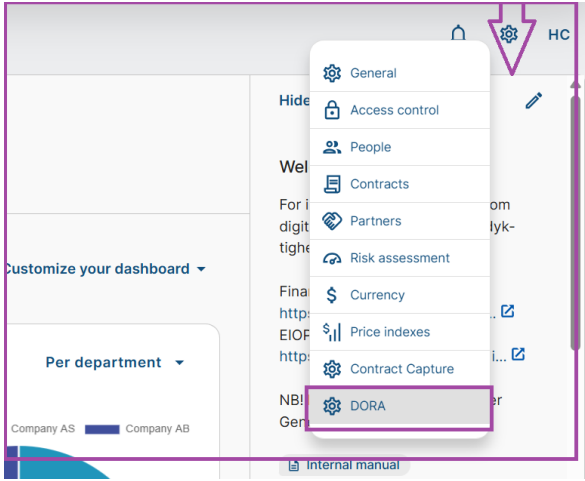
Organization

The screenshot shows the 'DORA contractual arrangements' form, specifically the 'Supply chain' section. It indicates that the main supplier is 'Not set' and provides a button to 'Set Cyber Security as main supplier'. Below this, there is a section for 'Find sub-suppliers' with a search box for 'Supplier(s)' and a dropdown for 'Add below' with 'Parent' selected. An '+ Add' button is also present.

NB!!! To save an agreement where you have started to fill in DORA information, you must, as of now, also set the supplier of the agreement as the top level in the supply chain by clicking "Set as main supplier"

Posted about

Supply Chain

	<p>Rewritten, added new functionality.</p>	<p>The cogwheel DESCRIPTION .</p>
<p>Currency on the partner card is no longer mandatory to save. Still mandatory in the report.</p>	<p>Changed</p>	<p>Partner card</p>


Version 4 Date 26.08.2025

Change type	Change type	Chapter
<p>In this version, emphasis has been placed on validations, i.e. the solution has become "stricter" in order to avoid errors in reporting.</p>	<p>Added</p>	<p>All fields</p>
<p>All fields are mandatory. This means that you cannot save if not all fields are filled in. This also applies to Function Identifiers.</p>	<p>Added</p>	<p>Organization Function Identifiers</p>
<p>Function Identifiers MUST follow the format Big F and a number. Ex. F1, F2 etc.</p>	<p>Added</p>	<p>Function Identifiers</p>
<p>LEI number must follow exact format, otherwise validation error.</p>	<p>Added to</p>	<p>Organization Partner</p>
<p>B_05.01.00100 Not mandatory in the solution, will be on the report</p>	<p>Changed to text in Bold</p>	<p>Partner</p>
<p>b_05.01.0090 Not mandatory in the solution, appears on reports</p>	<p>Changed to text in Bold</p>	<p>Partner</p>

If the ICT service supports a Critical or important function, there are a number of fields that become mandatory. The solution validates. This means that if the FI you have selected on this contract is defined as a CIF, all these fields below must be filled in, otherwise you will not be saved.	Changed	Contracts
Reports	Added	Reports
Template B_99	Added more info	Settings DORA
b_06.01.0090 "Recovery time objective of the function". If the function does not have a defined recovery time, enter '0' or if you have selected "assessment not performed" . The field must be filled in.	Added text in Bold	Function Identifiers
b_06.01.0100 "Recovery point objective of the function". If the function does not have a defined recovery time, enter '0', or if you have selected "assessment not performed" . The field must be filled in.	Added text in Bold	Function Identifiers

Version 5 Date 04.09.2025

Change type	Change type	Chapter
--------------------	--------------------	----------------

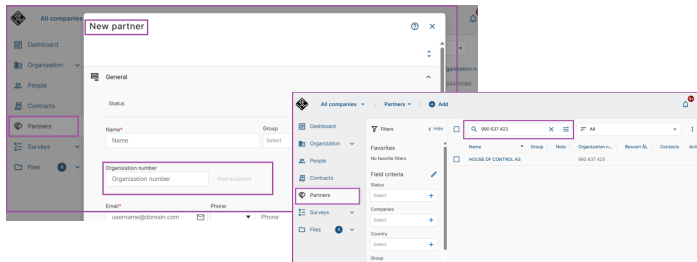


In order to register a supplier, subcontractor or parent company (if any) - all of which are mandatory information according to ITS - they must be entered as a supplier under the **PARTNER** entity in the solution.

We recommend that you always first check whether the supplier already exists in the system. There are several ways to do this:

- **For Norwegian, Swedish and Danish companies:** Create a new partner and enter the organization number. If the supplier is already registered, you will receive a message about this.
- **Search in the free text field:** You can search by name. The solution does not distinguish between upper and lower case letters.

If you search for an organization number, you must use exactly the same format as it is registered with. If you have used the Brønnøysund Register (or equivalent), which we recommend, the format will be as follows: **xxx xxx xxx**.



Added to

Partner

CONTENT

Chapter	Details	Template
Introduction	Your workflow Important to remember	
Organization	Entities within the scope Branches within the scope Function Identifier	01.02 01.03 06.01
Partner	Data about the ICT supplier	05.01
Contracts	General Information Specific Information Assessment of the ICT services Supply chain Contract duration	02.01 02.02 07.01 03.02 02.02
Settings	DORA	01.01 and 99
Reports	Validation file Steady State	

INTRODUCTION:

Workflow.

DORA requires that all covered entities (banks, insurance companies, etc.) must have a:

"Register of Information" (ROI) that contains all third-party agreements relating to ICT services - not just those that support critical or essential functions.

For registration in Complete Control, we recommend that you enter data in this order:

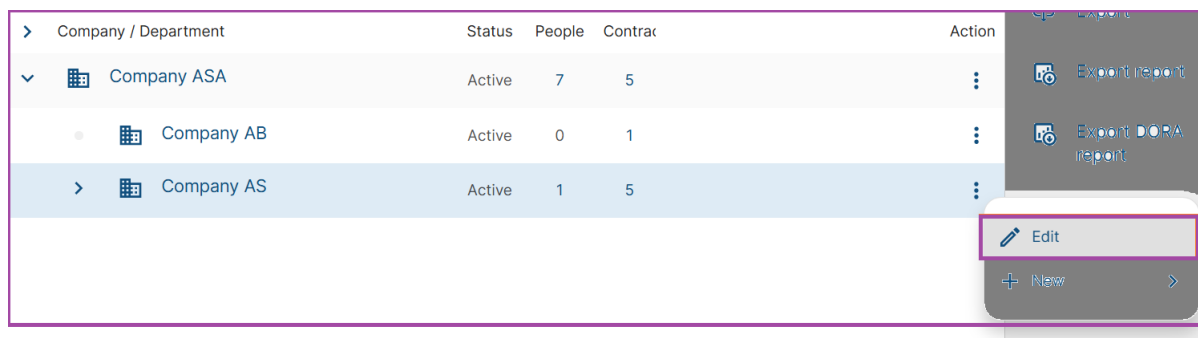
Organization → Partner → Agreements → General Settings → Reports



ORGANIZATION.

In order to access DORA, it must be "switched on" by your CSM.
For the companies in the group structure to access DORA, it must be activated by the system administrator of each company that will report on DORA.

Set up the organizational structure and make sure that all reporting units are registered as companies, including those that are branches.



> Company / Department	Status	People	Contract	Action
▼ Company ASA	Active	7	5	⋮
Company AB	Active	0	1	⋮
> Company AS	Active	1	5	⋮

The context menu for 'Company AS' includes: Export report, Export DORA report, Edit (highlighted), and New >

We recommend that you start at the top of the hierarchy as underlying units inherit information:

- Fill in the following fields as a minimum on "General": Title and Status.
- Select YES to open the DORA fields.



DORA

Is the organization subject to DORA (Digital Operational Resilience Act)?
Select "Yes" to enable additional DORA fields. [Read more about this EU regulation here](#)

Yes

ENTITIES WITHIN THE SCOPE

The following fields must be filled in for **companies**. Branches are described below.

b_01.02	Here you select whether it is a company or a branch. If you choose a branch, some other fields will appear where less information must be entered. Information about this is further down in the table
b_01.02.0010	LEI of the entity. This must be entered correctly otherwise you will receive an error message.
b_01.02.0030	Country of the entity. Drop-down
b_01.02.0040	Type of entity. Drop-down

b_01.02.0050	Here you determine the Hierarchy of the financial entity within the group where applicable.
b_01.02.0060	LEI for the direct parent company. If there is no parent company, enter the same LEI as in b_01.02.0010
b_01.02.0070	Date of last update.
b_01.02.0080	The date when the information about the third-party provider was registered in the company's internal register of ICT service providers. This date should not be changed.
b_01.02.0100	Select currency. Drop-down
b_01.02.0110	The value of all the assets of the company using the ICT service, as stated in the annual accounts for the year before the register was last updated. See Appendix IV for how to fill this in


! b_01.02.0090

Is the entity deleted from the register of information? No

This field must be filled in regardless.

If the answer is "NO", you must still select YES and fill in the date field with 31.12.9999.


The date field only appears when "YES" is selected.



BRANCHES WITHIN THE SCOPE

The following fields must be filled in for **branches**.

b_01.03	Select this if the unit you are registering is a branch
b_01.03.0020	The company that the branch belongs to. Select from the drop-down list of companies already registered in the solution.
b_01.03.0010	Enter the LEI or other identification number that the company uses to identify the branch.
b_01.03.0040	Select the country the branch belongs to. Drop-down



FUNCTION IDENTIFICATION

b_06.01.0010	The function ID must consist of a capital letter F followed by an integer (e.g. 'F1' for the first function, 'F2' for the second, and so on. If you do not do this, you will get a validation error.
b_06.01.0020	Activity(ies) subject to licensing
b_06.01.0030	Name of the function as it is defined in the company's internal organization



TIP!

Here we find that our customers choose to do things a little differently. Some divide the activities into smaller "activities". See example below.

Function identifier	Licensed activity	Function name	Impact of discontinuing
F1	Life Insurance: The life insurance referr...	Policy acquisitions & onboarding	1 High
F2	Life Insurance: The life insurance referr...	Policy Maintenance	1 High
F3	Life Insurance: The life insurance referr...	Policy Servicing	1 High
F4	Life Insurance: The life insurance referr...	Accounting/Payment (non-customer)	3 Medium
F5	Life Insurance: The life insurance referr...	Calculating technical provisions	1 High
F6	Life Insurance: The life insurance referr...	Balance Sheet	3 Medium
F7	Life Insurance: The life insurance referr...	ORSA	3 Medium
F8	Life Insurance: The operations referred ...	Policy acquisitions and onboarding	1 High
F9	Life Insurance: The insurance referred t...	Policy Maintenance	1 High
F10	Life Insurance: The insurance referred t...	Policy Servicing	1 High

b_06.01.0050	Here you choose how critical the function or service is. Select from the drop-down menu.
b_06.01.0060 Optional	<p>Justification for why the function or service is critical or important. Examples:</p> <p>Necessary for core business</p> <ul style="list-style-type: none"> - The function is essential for daily operations (e.g. payments, account management, loan processing) <p>Affects customer services</p> <ul style="list-style-type: none"> - An interruption can directly affect customer access to services or products

	<p>Statutory function - The function is required by regulation or supervision (e.g. reporting to authorities)</p> <p>High financial or operational risk of failure - An outage could result in significant financial loss or disruption</p> <p>Supports other critical functions - The function is a prerequisite for other important functions to work</p> <p>Processes or stores sensitive information - For example, personal data, customer data or financial information</p> <p>Difficult to replace or move at short notice - The service is technically complex, specialized or deeply integrated</p>
b_06.01.0080	This date indicates when you last considered the importance of a feature to your business operations.
b_06.01.0090	"Recovery time objective of the function". How much downtime can you tolerate? Enter the number of hours. If the recovery time is less than 1 hour, enter '1'. If the function does not have a defined recovery time, enter '0' or if you have selected "assessment not performed". The field must be filled in.
b_06.01.0100	"Recovery point objective of the function". How far back in time can you lose data? Enter the number of hours. If the recovery time is less than 1 hour, enter '1'. If the function does not have a defined recovery time, enter '0', or if you have selected "assessment not performed". The field must be filled in.
b_06.01.0110	Impact of discontinuing the function. Drop-down

! **All** fields in this form are mandatory - except **Reasons for Criticality...** Optional (critical to society, processes/stores sensitive information, supports other critical functions, etc.)

! **In** this template, the b-codes do not match the ITS. Below an explanation from EBA. We must therefore follow what is stated in the solution to get the report uploaded to the financial authorities.



Inconsistencies between the final ITS (as published in the Official Journal) and data point model		
46 (U)	Error in the published version of the ITS	<p>Data point B_06.01.0050 is missing from the official ITS templates. Is this data point no longer applicable?</p> <p>Whilst all the relevant data fields are present, there is a numbering error in the numbering of the column codes in template-specific instructions to Template B_06.01 in the text published in the EU Official Journal with the value. In particular, B_06.01.0050 is missing in the column codes, resulting in the data fields being assigned erroneous column codes.</p> <p>For reporting purposes, the data points included in the reporting technical package v4.0 for the ITS on the Registers of information (Reporting framework 4.0 European Banking Authority) should be considered. The data point model contains consecutive numbers of the data fields. Namely, the following numbering and the corresponding instructions/ fill-in options should be considered:</p> <ul style="list-style-type: none"> • B_06.01.0050 "Criticality or importance assessment" • B_06.01.0060 "Reasons for criticality or importance" • B_06.01.0070 "Date of the last assessment of criticality or importance" • B_06.01.0080 "Recovery time objective of the function"

PARTNER

In order to register a supplier, subcontractor or parent company (if any) - all of which are mandatory information according to ITS - they must be entered as a supplier under the **PARTNER** entity in the solution.

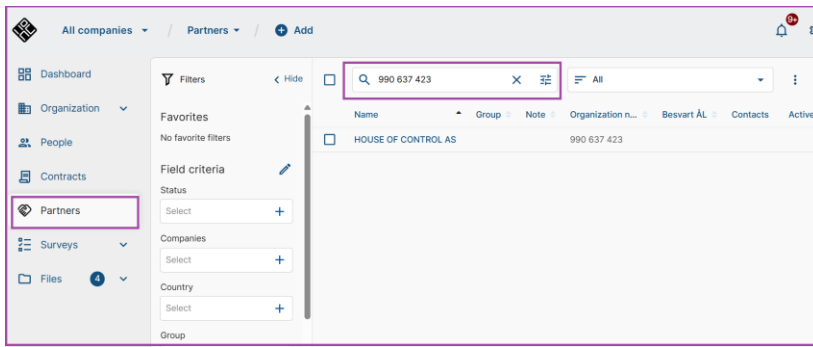
We recommend that you always first check whether the supplier already exists in the system. There are several ways to do this:

- **For Norwegian, Swedish and Danish companies:** Create a new partner and enter the organization number. If the supplier is already registered, you will receive a message about this.
- **Search in the free text field:** You can search by name. The solution does not distinguish between upper and lower case letters.

If you search for an organization number, you must use exactly the same format as it is registered with. If you have used the Brønnøysund Register (or equivalent), which we recommend, the format will be as follows: **xxx xxx xxx**.

The screenshot shows a 'New partner' form with the following fields and options:

- Status:** Active (toggle)
- Name*:** Text input field
- Group:** Select dropdown menu
- Organization number:** Text input field with a 'Find business' button next to it
- Email*:** Text input field (example: username@domain.com)
- Phone:** Text input field
- Mobile phone:** Text input field



To open the DORA fields select YES .

b_05.01.0050	Name: The legal name of the ICT provider. The field only gets a DORA code when DORA below is selected. It is the same name that should be entered in field b_05.01.0060.
--------------	--

DORA

! When DORA is selected above, the following fields in red below are mandatory in order to save

Is this partner subject to DORA (Digital Operational Resilience Act)?
 This EU regulation requires critical ICT service suppliers, like cloud and software providers, to follow strict security and risk management rules

DORA
One or more mandatory fields are missing

Is this partner subject to DORA (Digital Operational Resilience Act)?
 This EU regulation requires critical ICT service suppliers, like cloud and software providers, to follow strict security and risk management rules

ICT third-party service provider
Template RT.05.01

Name in latin alphabet*

 The field is required.

Type of identification code* **Identification code***

 The field is required. The field is required.

Additional type of identification code **Additional Identification code**

 b_05.01.0040 b_05.01.0030

Type of person*
 Legal person, excluding individual acting in a business capacity
 Individual acting in a business capacity
 The selected field is invalid.

Country of headquarters

 The field is required.

Total annual expense or estimated cost **Currency**

 b_05.01.0100 b_05.01.0090

Third-party service provider's ultimate parent undertaking

b_05.01.0060	The legal name of the ICT provider (same as .0050)
b_05.01.0020	Type of code used to identify the ICT service provider. All European ICT service providers are identified with EUID or LEI. If the supplier has both IDs, both must be used. Drop-down
b_05.01.0010	Identification code of the ICT provider
b_05.01.0040	Type of additional ID used to identify the ICT provider. Required if field .0030 is filled in
b_05.01.0030	Additional ID for the ICT provider, if available. Optional.
b_05.01.0070	Type of person for the ICT third-party provider; "Legal person, excluding individuals acting in business capacity" (the supplier is a registered company) "Individual acting in a business capacity" (the supplier is an individual acting in a business capacity).
b_05.01.0080	The country where the ICT provider's head office is located. Drop-down
B_05.01.00100 Not mandatory in the solution, will be on the report	Total annual costs or estimated expenditure related to the ICT supplier". This includes everything you pay to the supplier during one year - either actual figures or an estimate if the exact amount is not known.
b_05.01.0090 Not mandatory in the solution, will be on the report	The currency reported should be the same as the one used by the company in its financial statements - either at entity level, sub-consolidated or consolidated level, as applicable.
b_05.01.0110 & b_05.01.0120	The type of identification code and the identification code of the top company in the group structure of the supplier. If this is known and exists, this company must be entered as a separate

supplier in the solution. It is a prerequisite to be able to select this in the drop-down menu.

If the field is blank, it is pointed to itself.

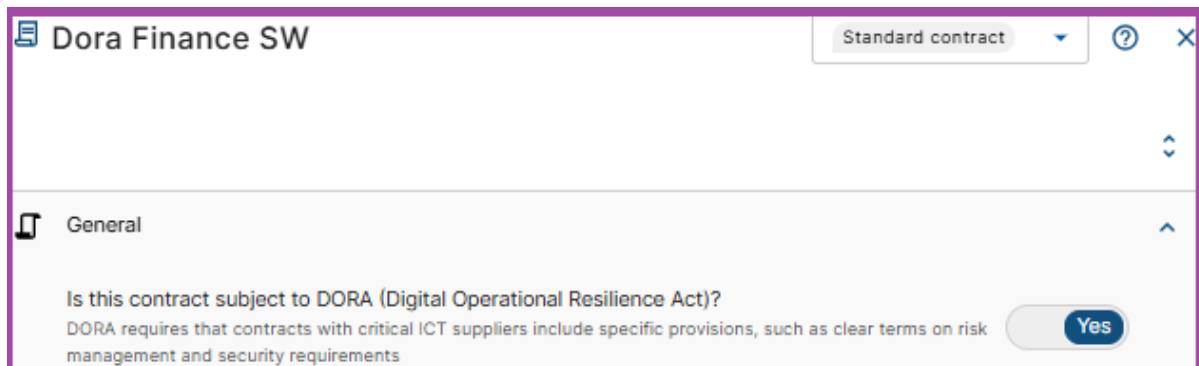
CONTRACTS.

To create and save a contract, certain required fields for the contract must be filled in. Remember that the name of the fields may vary due to customer customization.

1. Title of the contract
2. Agreement partner
3. Status (select *Active*)
4. Category (drop-down)
5. Department (drop-down)
6. Start date
7. Termination time
8. Duration if the agreement has an end date

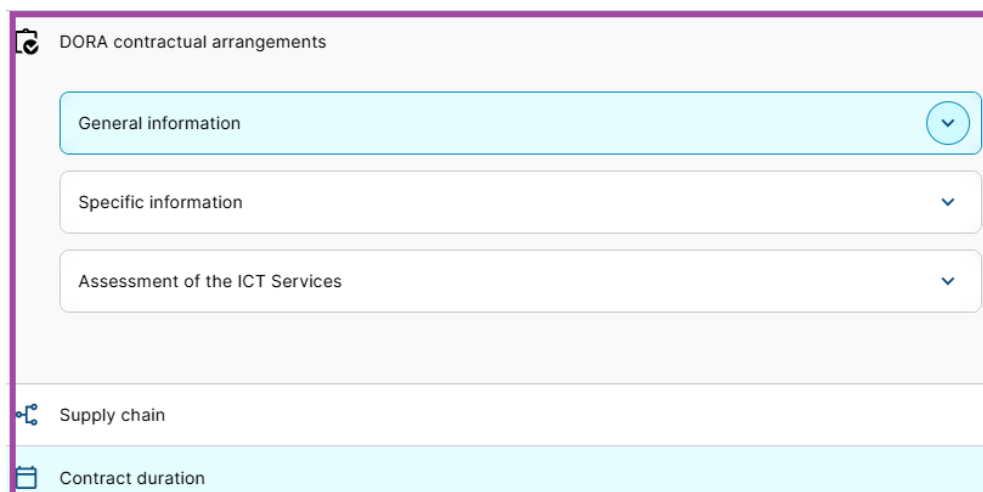
All fields above are mandatory to save an agreement.

To activate DORA, you must select YES that this agreement is covered by DORA.



The screenshot shows a web interface for 'Dora Finance SW'. At the top right, there is a dropdown menu set to 'Standard contract' and a close button. Below this, a 'General' section is expanded, showing a question: 'Is this contract subject to DORA (Digital Operational Resilience Act)?'. Below the question, a subtext reads: 'DORA requires that contracts with critical ICT suppliers include specific provisions, such as clear terms on risk management and security requirements'. To the right of this subtext is a toggle switch labeled 'Yes', which is currently turned on.

This opens DORA-relevant fields under **DORA contractual arrangements**. All these sections must be filled in. Supply chain must be filled in in order to save.



The screenshot shows a form titled 'DORA contractual arrangements'. It contains three expandable sections: 'General information', 'Specific information', and 'Assessment of the ICT Services'. Each section has a downward arrow icon on its right side. Below these sections, there are two more sections: 'Supply chain' and 'Contract duration', each with a leftward arrow icon on its left side. The 'Contract duration' section is highlighted with a light blue background.

GENERAL INFORMATION

b_02.01.0010	Reference number. Will be autogenerated when data is saved.
b_02.01.0020	Type of agreement. Drop-down
b_02.01.0030	"Parent reference number". Only shown if "Subsequent or associated arrangements" is selected above. The reference number of the main agreement must be reported.
b_02.01.0040	Currency used for the amount in .0050 (must be the same as you have registered for the company b_01.02.0100)
b_02.01.0050	<p>This field should show what you have paid - or expect to pay - for the ICT service during the past year.</p> <ul style="list-style-type: none">● actual costs (if you know the amount)● an estimate (if you do not have exact figures)● also internal costs for intra-group agreements (e.g. services provided by another company in the same group) <p>Especially for larger contracts with several parts (e.g. framework agreement + subcontracts):</p> <p>You must avoid counting the same cost several times. Follow these rules:</p> <p>If the main agreement does not have its own cost (0 kr):</p> <p>👉 Then you should report the cost on each sub-agreement.</p> <p>(b) If you do not have figures for each sub-agreement:</p> <p>👉 Then you report the entire cost on the main agreement.</p> <p>(c) If you have costs on both main and sub-agreements and know what they are:</p> <p>👉 Then you report both, but without counting anything twice.</p>

SPECIFIC INFORMATION

b_02.02.0050	Function identifier. As defined by the company in b_06.01.0010
b_02.02.0120 *	Which country's legislation regulates the agreement between you and the ICT supplier?
b_02.02.0130 *	The country where the ICT services are delivered from

b_02.02.0140 *

<p>Storage of data? Is the ICT service related to (or foresees) storage of data?</p>	<input type="checkbox"/> No
--	-----------------------------

b_02.02.0150 **	Specify the country in which the data is stored (data at rest). Multiple selection
b_02.02.0160 ***	The place where the data is processed (processing). Multiple selection
b_02.02.0170 *	How sensitive the data is that is stored at the ICT provider. Drop-down
b_02.02.0180 *	How dependent the critical or important function is on the ICT service. Drop-down

***Mandatory** if the ICT service is supporting a critical or important function

**** Mandatory** if "YES" in b_02.02.0140 *

******* If the ICT service is based on or requires data processing - then this is mandatory

ASSESSMENT OF THE ICT SERVICES

! This template is only relevant for agreements that are Critical or Important.

This means that if one or more of the Function Identifiers you have selected for this contract is defined as a CIF, all the fields below must be filled in, otherwise you will not be able to save.

This also includes the first subcontractor outside the group in the supply chain, if the previous ICT suppliers are part of the same group as the financial entity.

b_07.01.0040	Type of ICT service. Multiple choice
b_07.01.0070	<p>Enter the date of the last audit of the ICT service provided by the supplier. It can be an audit done by:</p> <ul style="list-style-type: none"> ● the company's internal audit department ● a joint audit with other customers, or ● a third party you have chosen. <p>Do not use this field for certifications or own risk assessments. If no audit has been done, write 31.12.9999</p>
b_07.01.090	<p>Possibility to take back the ICT service internally in the company.</p> <ul style="list-style-type: none"> ● Can you take over or insource the service again (in whole or in part) if the contract is terminated - for example, by operating it yourself or using another supplier? Drop-down
b_07.01.0100	<p>The consequences of stopping the ICT service - what happens if the service suddenly stops working or is terminated. Example:</p> <ul style="list-style-type: none"> ● Could it affect the core business? ● Will it lead to interruptions in customer service, transactions or reporting? Drop-down
b_07.01.0050	Indicate the result of the assessment of the ease of replacing the ICT provider delivering a critical or essential service. Drop-down
b_07.01.0060	Justification for why the ICT provider is considered not interchangeable or difficult to replace. Drop-down
b_07.01.0110	<p>Have alternative ICT suppliers been identified? Drop-down If yes, it is optional to fill in b_07.01.0120</p>
b_07.01.0080	Use this column to indicate if there is an exit plan to stop using the ICT provider for this specific service.
B_07.01.0120 optional	Identification of alternative ICT provider. If you have answered 'Yes' in B_07.01.0110, you can add more information here.

SUPPLY CHAIN ("Work in Progress")

Supply chain

Not set
 Missing main supplier Set Cyber Security as main supplier

Find sub-suppliers Add below

Supplier(s) Parent + Add

Here you build the supply chain for this agreement. You can have multiple suppliers at the same level, or below each other.

Select the agreement partner if it is not shown.

Supply chain

Company inc.
 Add sub-suppliers and their roles

Find sub-suppliers Add below

Supplier(s) + Skytjenester Partner + Add

Supplier	ID code type	ID code
▼ AWS partner		⋮
▼ Skytjenester Partner		⋮
testtest		⋮

The fields below are not displayed in the solution and the data is retrieved from elsewhere in the solution and displayed in the report.

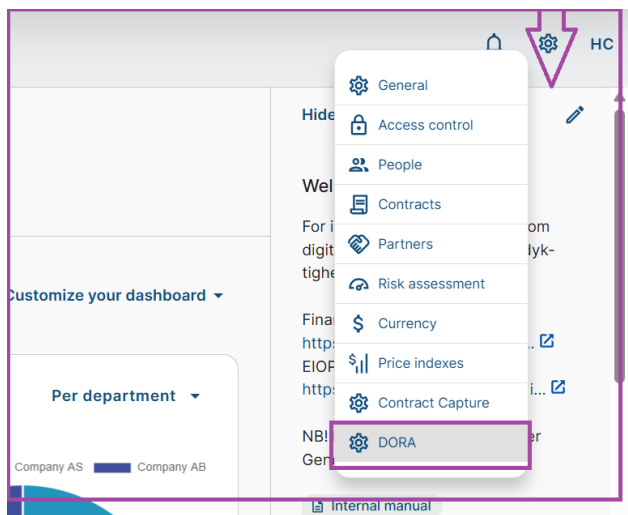
b_03.02.0010	Contractual arrangement reference number 02.02.0010
b_03.02.0020	Identification code of ICT third-party service provider 05.01.0010
b_03.02.0030	Type of code to identify the ICT third-party service provider 05.01.0020

CONTRACT DURATION

b_02.02.0070	Start date of the agreement
b_02.02.0080	<p>Enter the end date as it appears in the contract. If the contract does not have an end date (ongoing/unlimited duration), enter: 9999-12-31</p> <ul style="list-style-type: none">● If the contract was terminated before the original end date, enter the actual date of termination● If the contract is automatically renewed or has an agreed renewal date, use the new date stated in the agreement
b_02.02.0100*	Enter the notice period to terminate the agreement under normal circumstances.
b_02.02.0110*	Specify the notice period the supplier must follow to terminate the agreement under normal circumstances.
b_02.01.0090	The reason why the contract was terminated. Required if the contract has been terminated.

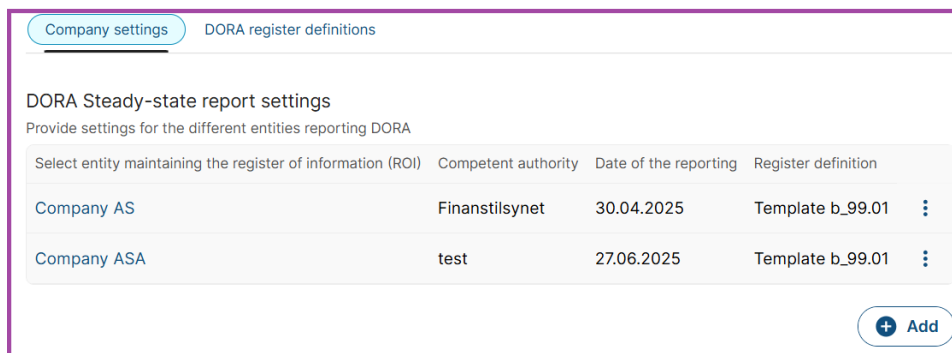
- **Mandatory if the contract is part of a critical/essential service.**
- 

DORA SETTINGS.



COMPANY SETTINGS:

Specify settings for the various entities that report to DORA.



Edit DORA settings for Company AS ⋮ ×

Select entity maintaining the register of information (ROI)* ⓘ

Company AS ⊗

b_01.01.0020

Competent authority* ⓘ

Finanstilsynet

b_01.01.0050

Date of the reporting* ⓘ

30.04.2025 📅

b_01.01.0060

Select template for register definitions* ⓘ

Template_b_99.01 ⊗

Close
Save

b_01.01.0020	The LEI code of the financial institution responsible for maintaining and updating the register of ICT services
b_01.01.0050	Indication of the supervisory authority receiving the register of information, pursuant to Article 46 of Regulation (EU) 2022/2554
b_01.01.0060	Reporting date
Select template for register definitions	This must first be created, see below.

TEMPLATE B_99

This must be filled in to be able to save the information on Company Settings above. You can have multiple Templates and you can use the same one again for all companies.

If you want to use the definition under option, just click on the arrow and the default definition is selected. All fields must be filled in to save.

Company settings
DORA register definitions

DORA register definitions

Financial entities shall provide entity-internal explanations, meanings, and definitions of the closed set of indicators and options used by them in the register of information.

Title	Usage	⋮
Template_b_99.01	2	⋮
Big Bank AS	None	⋮

+ Add new template

Update Big Bank AS
⋮ ×

Title*

Column code	Column name	Option	Internal definition
b_02.01.0020	Type of contractual arrangement	Standalone arrangement	→ <input style="width: 100px;" type="text" value="Standalone arrangement"/>
		Overarching arrangement	→ <input style="width: 100px;" type="text" value="Overarching arrangement"/>
		Subsequent or associated arrangement	→ <input style="width: 100px;" type="text" value="Subsequent or associated arr..."/>
b_02.02.0170	Sensitiveness of data stored	Low	→ <input style="width: 100px;" type="text" value="Low"/>
		Medium	→ <input style="width: 100px;" type="text" value="Medium"/>
		High	→ <input style="width: 100px;" type="text" value="High"/>
b_07.01.0100	Impact of discontinuing	Low	→ <input style="width: 100px;" type="text" value="Low"/>
		Medium	→ <input style="width: 100px;" type="text" value="Medium"/>
		High	→ <input style="width: 100px;" type="text" value="High"/>
		Assessment not performed	→ <input style="width: 100px;" type="text" value="Assessment not performed"/>
b_07.01.0050	Substitutability of the ICT third-party service provider	Not substitutable	→ <input style="width: 100px;" type="text" value="Not substitutable"/>
		Easily substitutable	→ <input style="width: 100px;" type="text" value="Easily substitutable"/>
		Medium complexity in terms of substitutability	→ <input style="width: 100px;" type="text" value="Medium complexity in terms o..."/>
		Highly complex substitutability	→ <input style="width: 100px;" type="text" value="Highly complex substitutability"/>
b_07.01.0090	Possibility of reintegration	Easy	→ <input style="width: 100px;" type="text" value="Easy"/>
		Difficult	→ <input style="width: 100px;" type="text" value="Difficult"/>
		Highly complex	→ <input style="width: 100px;" type="text" value="Highly complex"/>
		Not applicable	→ <input style="width: 100px;" type="text" value="Not applicable"/>

REPORTS.

To create a "Steady State" report, do the following:



Contracts → select the contracts you want to include in the report (can use the "Have Dora" function) --> "Report" icon

ID	Flags	DORA-ready	Title	Department	Type	Contract partner	Category	Labels	Location	Responsible employee	Expiration date	Subcontractor
354		✓	Data storage 101	Company AS	Supplier Agreement	AWS testpartner	IT agreements → Licenses/software			Kathrine Resch-Knudsen	30.04.2028	
340			Dora Data Storage 100	Company AS	Supplier Agreement	Companytestinc.	IT agreements → Licenses/software			Kathrine Resch-Knudsen		
67	✓		Dora Insurance 0123	Company ASA	Supplier Agreement	Companytestinc.	Banking and Finance → Insurance			Cathrine Eckhoff	31.12.2027	
401	✓		Dora Insurance 0123	Company AS	Supplier Agreement	Companytestinc.	Banking and Finance → Insurance			Johanna Bent	31.12.2027	
45	✓		Dora Insurance 123	Company ASA	Supplier Agreement	Companytestinc.	Banking and Finance → Insurance			Johanna Bent		
308			Dora Insurance 634	Company AS	Supplier Agreement	Companytestinc.	Banking and Finance → Insurance			Cathrine Eckhoff	31.12.2027	
368			Dora Insurance 666	Company AS	Supplier Agreement	AWS testpartner	IT agreements → Licenses/software			Kathrine Resch-Knudsen	30.04.2028	
406			Dora Insurance 666 (kopi)	Company ASA	Supplier Agreement	AWS testpartner	IT agreements → Licenses/software			Kathrine Resch-Knudsen	30.04.2028	
56			Dora Insurance 678	Company ASA	Supplier Agreement	Companytestinc.	Banking and Finance → Insurance			Cathrine Eckhoff	31.12.2027	
61			Dora Insurance 890	Company ASA	Supplier Agreement	Companytestinc.	Banking and Finance → Insurance			Cathrine Eckhoff	31.12.2027	
303			Dora Insurance TOM	Company ASA	Supplier Agreement	Skygenester Partner	IT agreements → Licenses/software			Kathrine Resch-Knudsen	31.03.2028	
232			Jørgen DORA test	Company AS	Customer agreement	Companytestinc.	IT agreements → Hardware			Jørgen Ovsen	01.04.2028	
421			YETST	Company ASA	Supplier Agreement	AWS testpartner	Leasing → Leasing Machinery			Cathrine Eckhoff		

Then select the DORA Steady State Report (the DORA report is NOT currently updated).

Select the agreements → Use labeled.

Reports

- Contract list
- Value report
- Budget report
- Outsourcing
- DORA Report
- DORA Steady-state report**
- Customized report

DORA Steady-state report

Has DORA Status: Active 1

Select contracts

Select contracts

Search contracts

Title	Status	Category	Department...	Contract par...
✓ Dora Insurance 0123	Active	Banking and Finance → Insurance	Company ASA	Companytestinc.
✓ Dora Insurance 0123	Active	Banking and Finance → Insurance	Company AS	Companytestinc.
✓ Dora Insurance 123	Active	Banking and Finance → Insurance	Company ASA	Companytestinc.

Showing 3 results → 3 selected

Deselect all **Use selected (3)** Close

Here you choose which company to report for, and the LEI number is pre-filled if you have entered this in General Settings. This can be changed if necessary (national differences). If you are reporting for the group, select CON. The default is IND.

Modify parameters for file name

Select which company you are reporting for*

Company AS

This number is added as prefix to the report folders ⓘ

15264585EKTRY02356

Shall the report be Consolidated (CON) or Individual (IND)? IND

Download all in .csv Close Cancel Download in .csv

If there are errors in the report, you will be able to extract a Validation file where you can see where in the solution you need to correct.

You also have the option to extract a DORA Steady State report, with any errors if this should be relevant.

Report ready for download ⓘ

Please check the validation file for errors and fix accordingly.

Download report

Download validation file

